

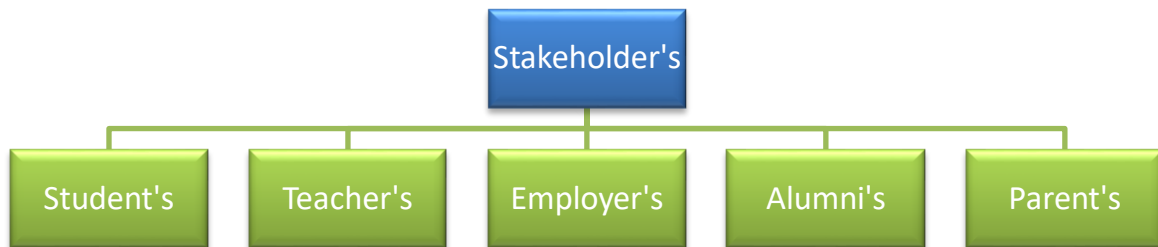
**SRI GURU GOBIND SINGH COLLEGE,  
CHANDIGARH**

**Feedback Report**

**(2022-23)**


## FEEDBACK PROCESS

The college has an effective mechanism to seek feedback from stakeholder's like student's, parent's, Alumni, Teacher's, Employer's etc.



The feedback received from various stakeholders is then analyzed and action is taken to improve the teaching learning process and the experiences of the stakeholder's.

The action plan followed by the college is:-



**ANNEXURE – I**

**Analysis of Feedback Collected from Students**

**ANNEXURE – II**

**Analysis of Feedback Collected from Teacher's**

**ANNEXURE – III**

**Analysis of Feedback Collected from Employer's**

**ANNEXURE – IV**

**Analysis of Feedback Collected from Alumni's**

**ANNEXURE – V**

**Analysis of Feedback Collected from Parent's**

## ANNEXURE – I

### **Analysis of Feedback Collected From Students (2022-23)**

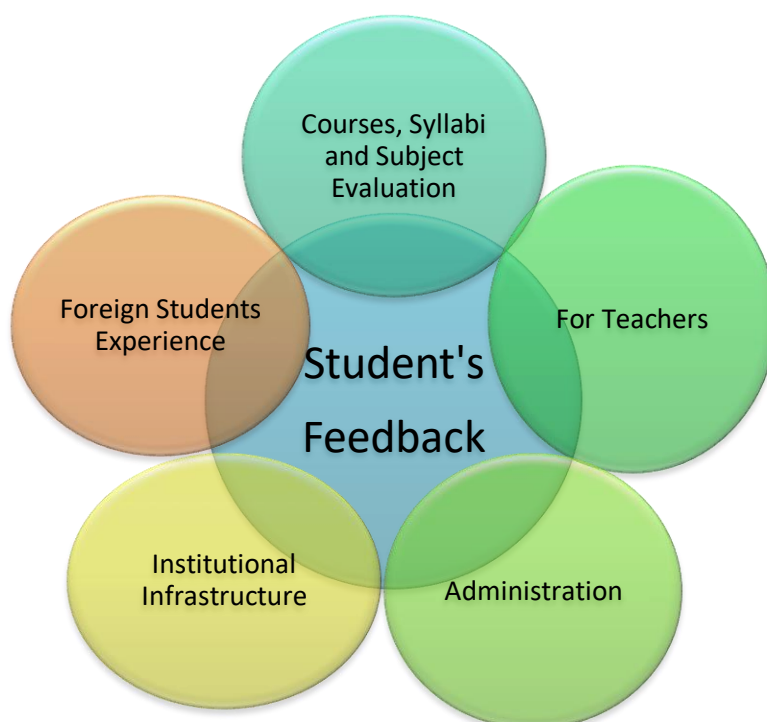
The college regularly collects feedback from **students** on specific Performa for

- a) **Teacher Feedback** – (i) Courses, Syllabi and Subject Evaluation  
(ii) For Teachers

b) **Institution Infrastructure**

c) **Administration**

d) **Foreign students**



The feedbacks taken from students are analysed and the conclusions are passed on to decision making authorities through Principal for incorporation in improvement and enhancement of the College.

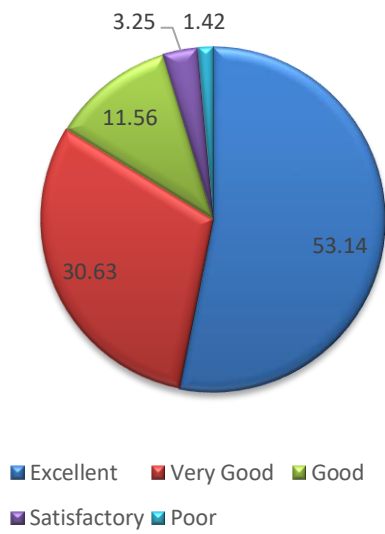
The main aim of the student feedback is to analyse the course, syllabi and subject evaluation in the teaching-learning process. More than ninety eight percent of the students feel contended with the organization and the completion of the syllabus. More than ninety five percent of the students are satisfied by the way of covering syllabus i.e. from the basic level of students to the advanced level by clearing their concepts through practical applications, assignments, and relevant study material. They are mostly satisfied with the evaluation process of their learning and skill developments through the means of tests, viva-voce.

**a) Teacher Feedback \***

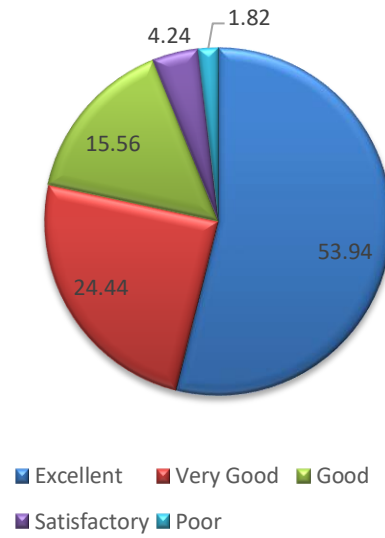
**(i) Courses, Syllabi and Subject Evaluation**

<b>S No</b>	<b>Criteria</b>	<b>Values in Percentage (%)</b>				
		<b>Excellent</b>	<b>Very Good</b>	<b>Good</b>	<b>Satisfactory</b>	<b>Poor</b>
<b>1</b>	Course Organisation	53.14	30.63	11.56	3.25	1.42
<b>2</b>	Syllabus Coverage	53.94	24.44	15.56	4.24	1.82
<b>3</b>	Stress on concept building	48.25	28.34	16.84	4.31	2.26
<b>4</b>	Thrust on application of concepts learnt	45.99	29.32	15.82	4.43	4.43
<b>5</b>	Content coverage-from zero level to advanced	47.76	30.92	14.93	3.20	3.20
<b>6</b>	Availability of relevant study material	53.40	26.19	12.58	5.36	2.47
<b>7</b>	Practice through assignments	47.39	28.71	16.87	3.82	3.21
<b>8</b>	Evaluation via tests and viva-voce	48.58	27.23	15.90	5.45	2.83
<b>9</b>	Concept clarity and skills developed	55.30	22.67	14.62	4.24	3.18
<b>10</b>	Overall rating of the course	54.58	23.54	14.79	4.58	2.50

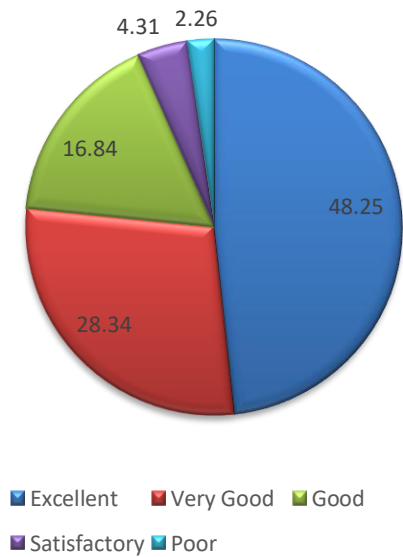
### Course Organisation



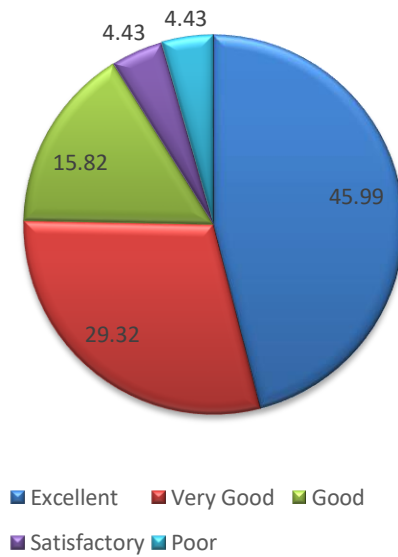
### Syllabus Coverage



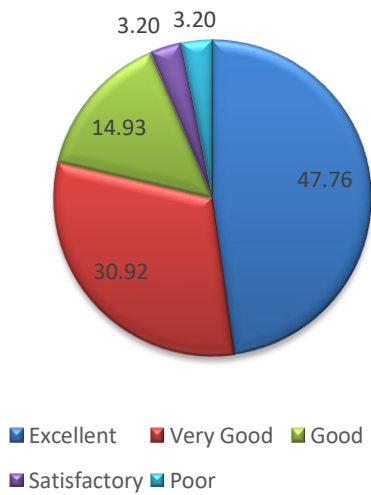
### Stress on concept building



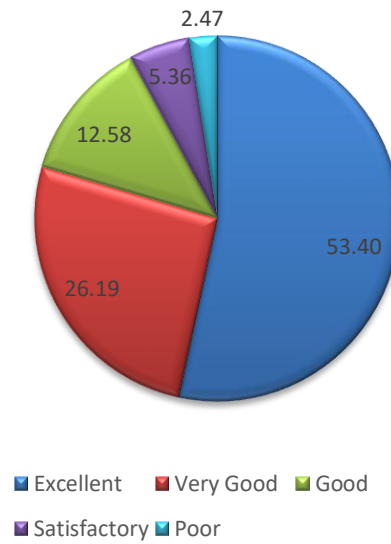
### Thrust on application of concepts learnt



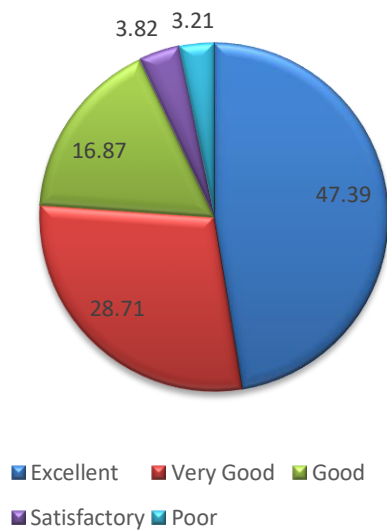
### Content coverage- from zero level to advanced



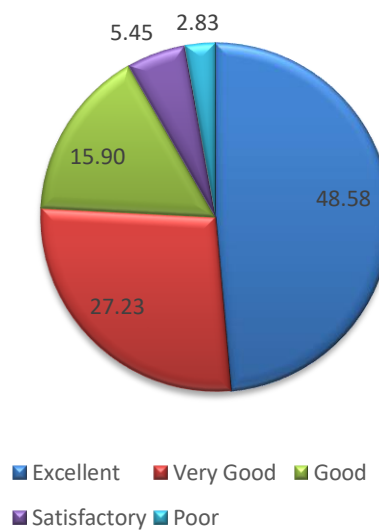
### Availability of relevant study material

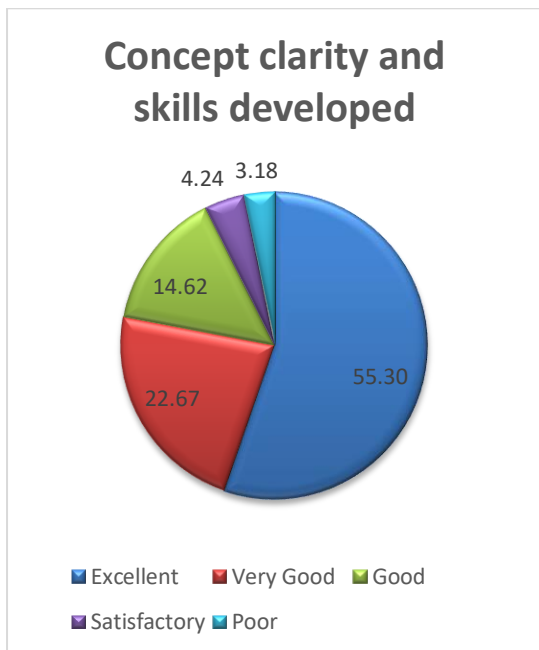


### Practice through assignments



### Evaluation via tests and viva-voce





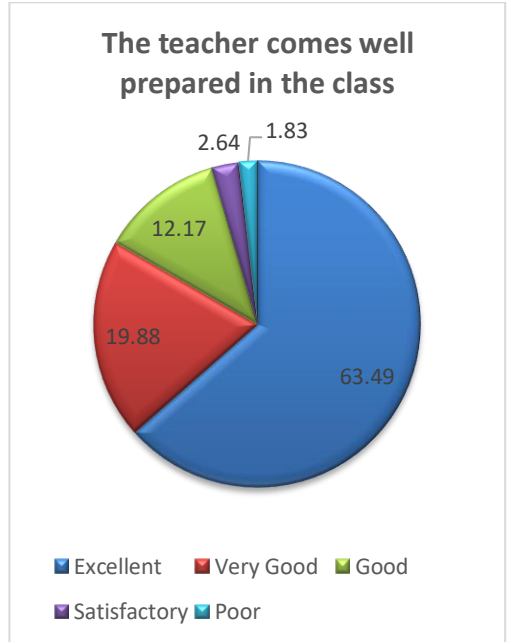
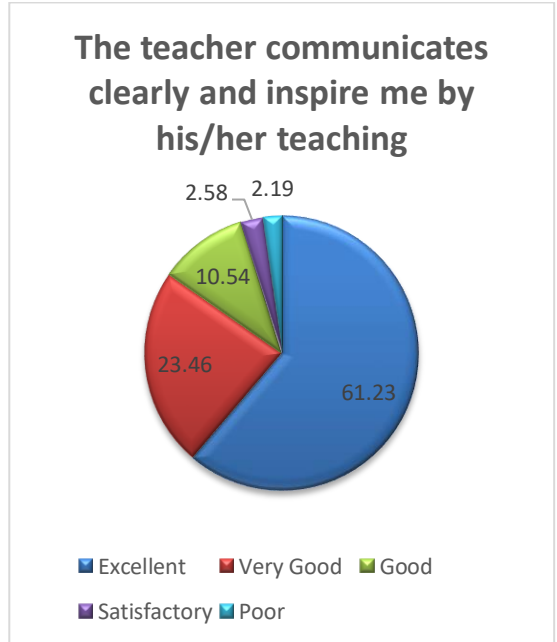
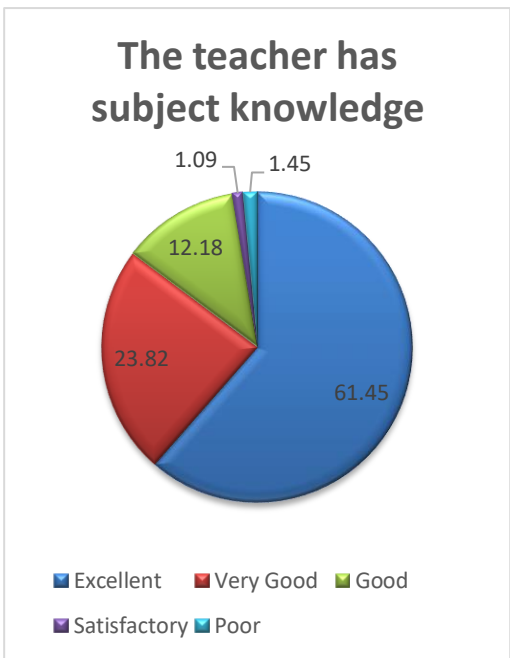
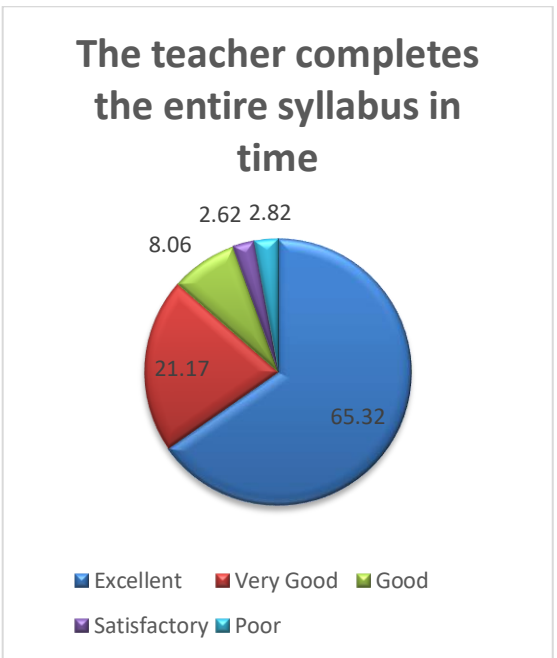
**(ii) For Teacher**

In this section, the student's feedback about the teacher's role in teaching – learning process is analyzed. Almost all the students are satisfied by the teaching methodologies which are used by teachers. According to them, the teachers are well equipped with the knowledge about the subject and their attitude towards the student's is helpful and friendly. Moreover the teachers are easily accessible to the students. Most of the students think that the evaluation done by most of the teachers is fair and unbiased.

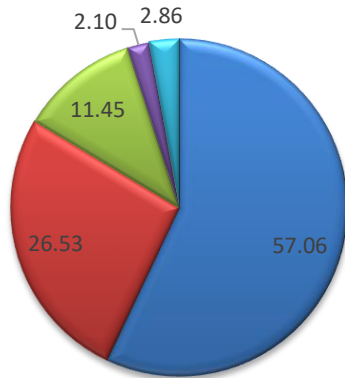
S No	Criteria	Values in Percentage (%)				
		Excellent	Very Good	Good	Satisfactory	Poor
1	The teacher completes the entire syllabus in time	65.32	21.17	8.06	2.62	2.82
2	The teacher has subject knowledge	61.45	23.82	12.18	1.09	1.45
3	The teacher communicates clearly and inspire me by his/her teaching	61.23	23.46	10.54	2.58	2.19
4	The teacher comes well prepared in the class	63.49	19.88	12.17	2.64	1.83
5	The teacher encourages participation and discussion in the class	57.06	26.53	11.45	2.10	2.86
6	The teacher uses teaching aids	54.33	26.85	12.26	3.81	2.75
7	The teacher's attitude	63.51	21.37	9.07	4.03	2.02



	towards students is friendly & helpful					
8	The evaluation process is fair and unbiased	59.22	24.59	10.04	3.69	2.46
9	The teacher is available and accessible in the department	61.12	21.64	12.22	2.61	2.40

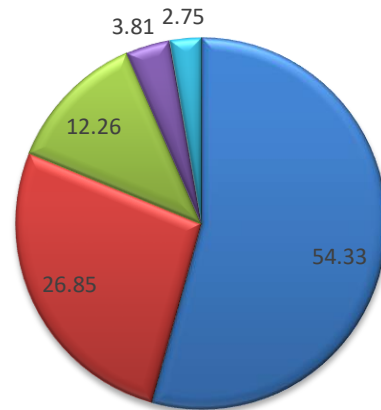


**The teacher encourages participation and discussion in the class**



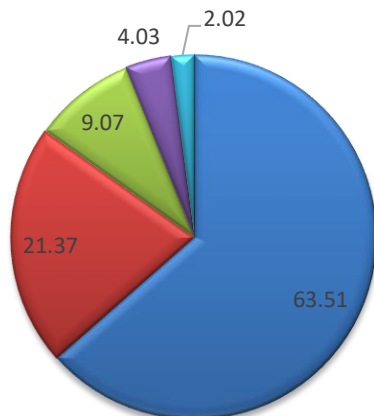
■ Excellent ■ Very Good ■ Good  
■ Satisfactory ■ Poor

**The teacher uses teaching aids**



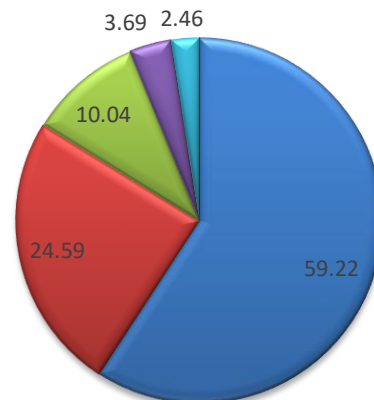
■ Excellent ■ Very Good ■ Good  
■ Satisfactory ■ Poor

**The teacher's attitude towards students is friendly & helpful**

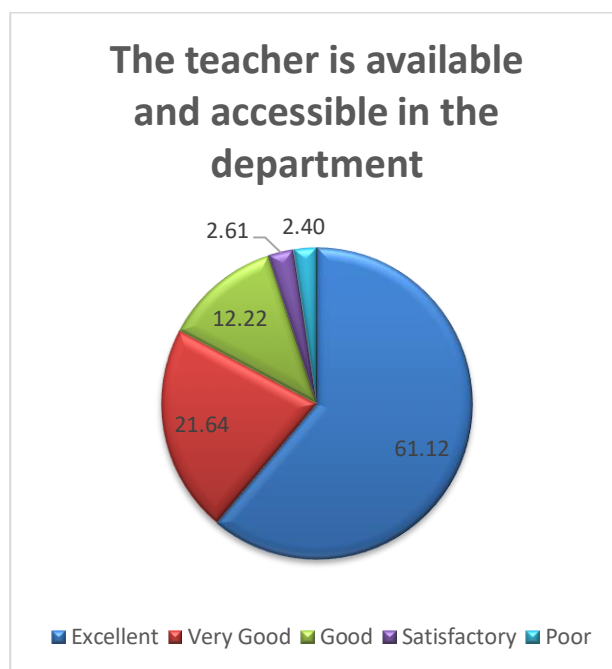


■ Excellent ■ Very Good ■ Good  
■ Satisfactory ■ Poor

**The evaluation process is fair and unbiased**



■ Excellent ■ Very Good ■ Good  
■ Satisfactory ■ Poor



**Remarks :-** The results have been formulated by statistically quantifying the received student's feedback forms in the session 2022-23.

**Conclusion:-**

The results that are analyzed through the feedback forms is that almost all the students are contented with the successful organization of course, the syllabus that is covered through the various innovative methods such as assignments, practical's, viva –voce, applications of the subject which results in developing critical thinking and problem solving skills among the students.

**(ii) Infrastructure and Administration**

**ii a) Infrastructure:-**

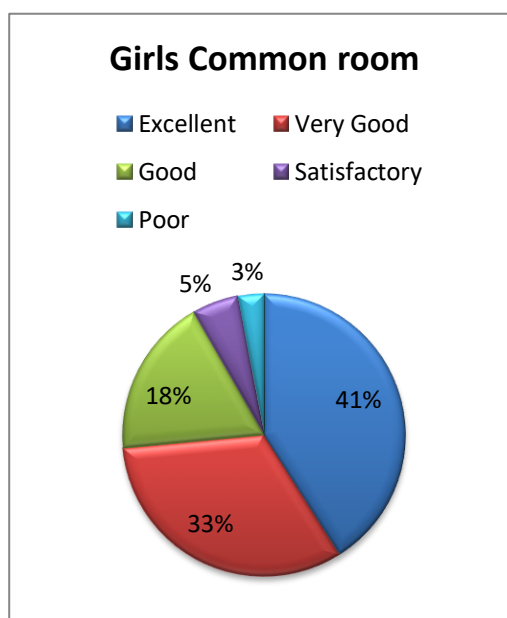
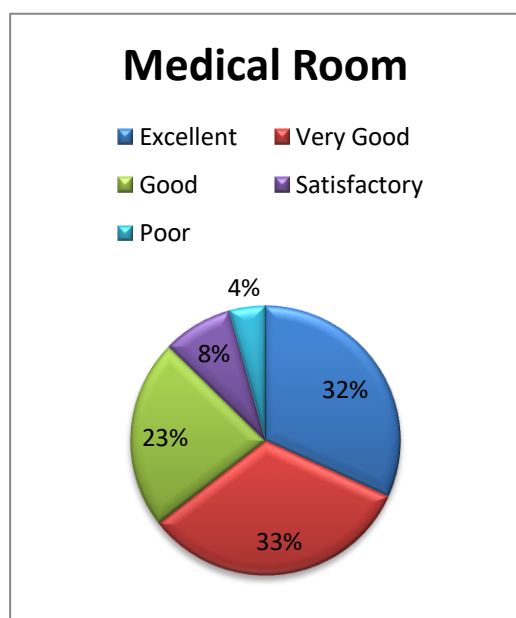
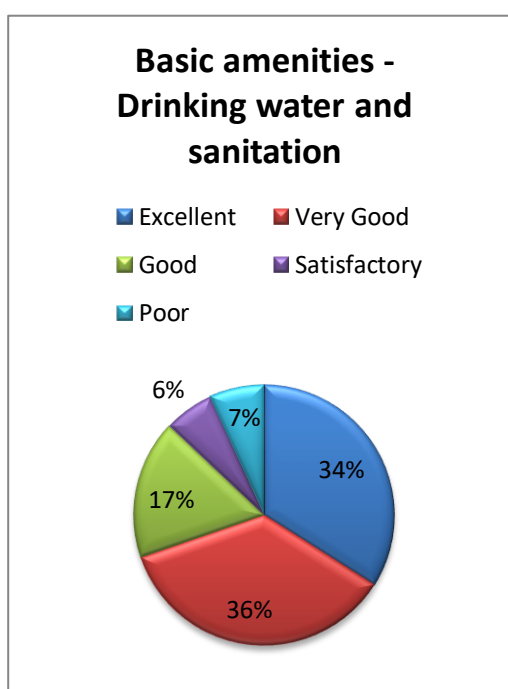
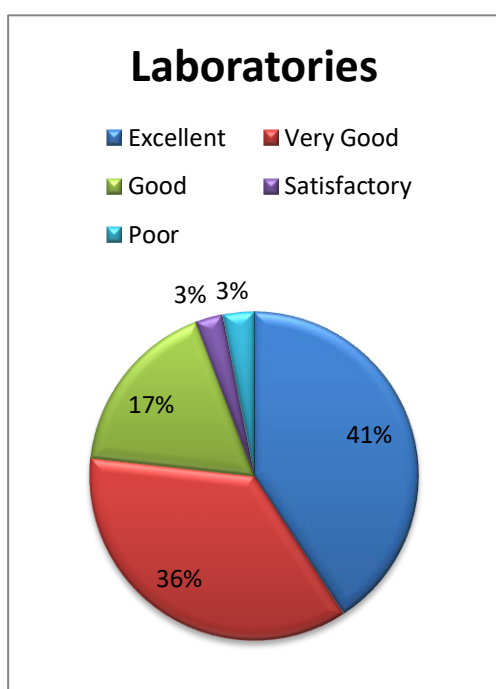
For the academic year 2022-23, for Infrastructure, more than 94% of students feels that the working conditions of laboratories are good in the college. 93% of the students are satisfied with the Basic amenities and Medical Facilities provided by the college. 97% of the girl students were happy with the Girls common room. 98% of the Hostel students found Hostel Conditions Up to the mark. More than 96% of students were satisfied with the Canteen and Mess Facility.

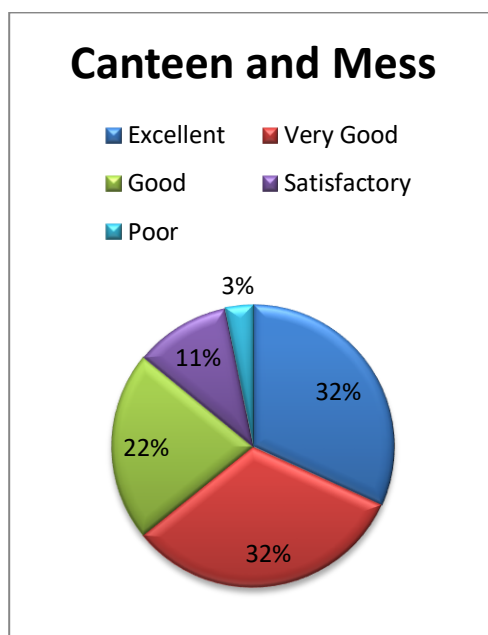
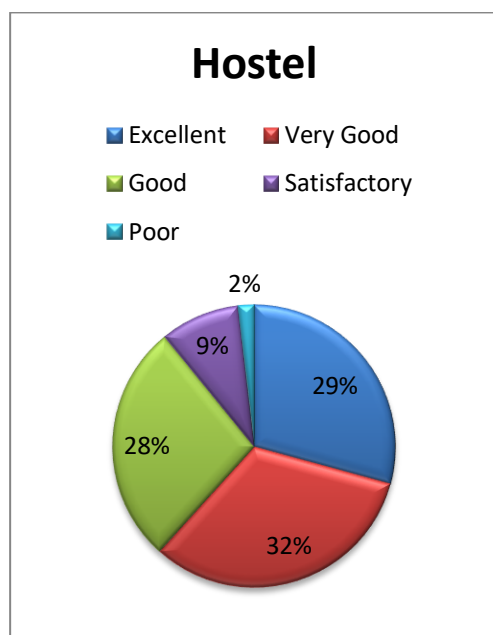
S No	Criteria	Values in Percentage (%)				
		Excellent	Very Good	Good	Satisfactory	Poor
1	Laboratories	40.8	36.0	17.5	2.6	3.1

2	Basic amenities - Drinking water and sanitation	34.0	35.8	17.3	6.2	6.8
3	Medical Room	31.8	32.7	22.8	8.4	4.3
4	Girls Common room	41.0	32.5	18.2	5.3	3.0
5	Hostel	29.3	32.4	27.4	9.1	1.8
6	Canteen and Mess	31.8	32.4	21.7	10.9	3.2

**Remarks: -**

These observations have been made by analyzing all the feedback forms received from student's in the session 2022-23.





#### (ii) b) Administration:-

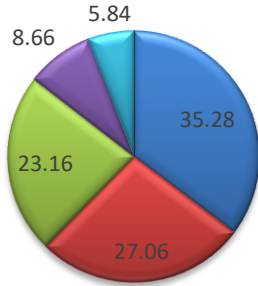
For the administration more than 94% students the college placement and guidance cell is working in an excellent way. Nearly 95% students agreed that Grievance Redressal Cell is working efficiently. Nearly 97% of the students were satisfied with the anti-ragging cell and office Administration and their student interaction. More than 98% of the students were satisfied with Hostel Administration and Anti Sexual harassment cell.

S No	Criteria	Values in Percentage (%)				
		Excellent	Very Good	Good	Satisfactory	Poor
1	Placement Guidance and Career counselling cell	35.28	27.06	23.16	8.66	5.84
2	Grievance Redressal Cell	33.48	31.26	24.39	6.65	4.21
3	Anti-Ragging Cell	51.10	24.12	17.76	4.61	2.41
4	Office Administration and student interaction	45.91	27.73	16.82	6.59	2.95
5	Student council Association	44.67	28.00	20.00	5.11	2.22
6	Hostel Administration	33.94	28.93	28.25	7.29	1.59
7	Anti-Sexual Harassment Cell	48.48	25.29	16.86	7.73	1.64

#### Remarks: -

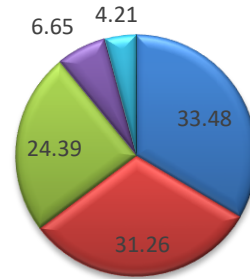
These observations have been made by analyzing all the feedback forms received from student's in the session 2022-23.

### Placement Guidance and Career counselling cell



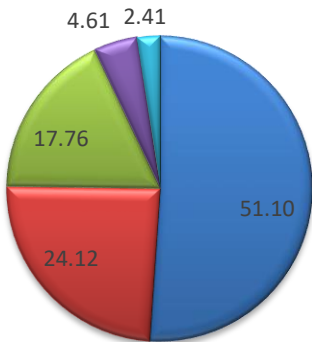
■ Excellent   
 ■ Very Good   
 ■ Good  
■ Satisfactory   
 ■ Poor

### Grievance Redressal Cell



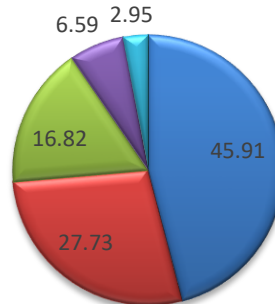
■ Excellent   
 ■ Very Good   
 ■ Good  
■ Satisfactory   
 ■ Poor

### Anti-Ragging Cell



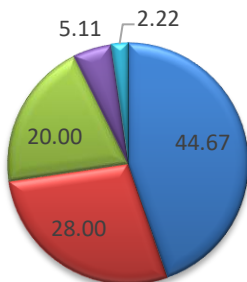
■ Excellent   
 ■ Very Good   
 ■ Good  
■ Satisfactory   
 ■ Poor

### Office Administration and student interaction



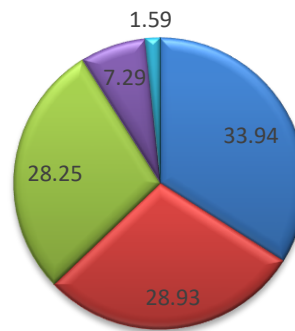
■ Excellent   
 ■ Very Good   
 ■ Good  
■ Satisfactory   
 ■ Poor

### Student council Association

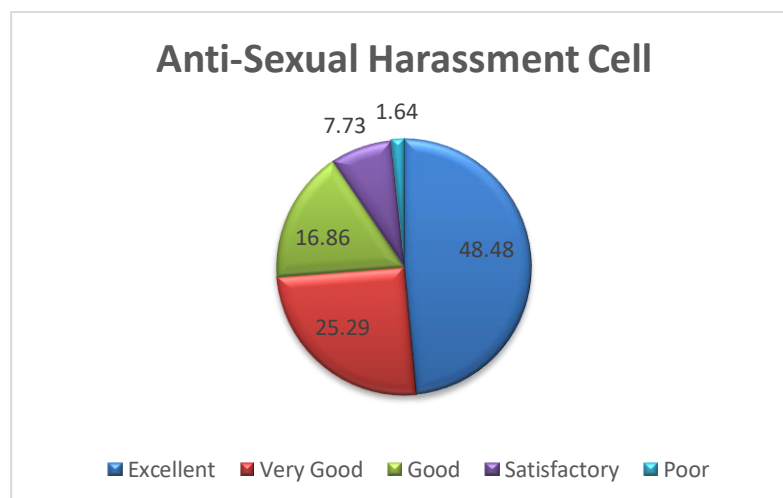


■ Excellent   
 ■ Very Good   
 ■ Good  
■ Satisfactory   
 ■ Poor

### Hostel Administration



■ Excellent   
 ■ Very Good   
 ■ Good  
■ Satisfactory   
 ■ Poor



#### b) Foreign Student

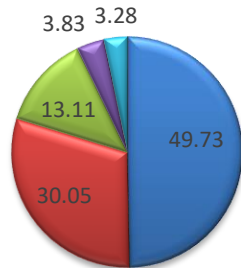
Through these foreign student's feedback form, it is analyzed that how the foreigner students are comfortable in the college environment. What was their experience in the college? More than Ninety five percent students are satisfied with the support which they get while admission from the college authorities and experience good study environment. Most of the foreign students got good cultural experience in college. Overall, ninety seven percent of Foreign Students felt very good experience in college premises.

S No	Criteria	Values in Percentage (%)				
		Excellent	Very Good	Good	Satisfactory	Poor
1	Level of support at the time of admission	49.73	30.05	13.11	3.83	3.28
2	Study environment	44.35	33.60	13.44	5.65	2.96
3	Cultural experiences	47.23	27.97	16.09	6.33	2.37
4	Overall Experience	46.40	28.53	16.27	5.87	2.93

#### Remarks: -

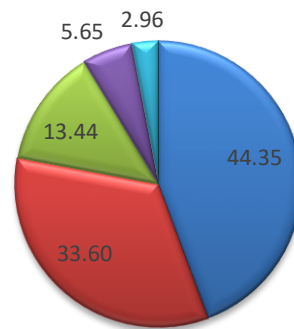
These observations have been made by analyzing all the feedback forms received from foreign student's in the session 2022-23.

### Level of support at the time of admission



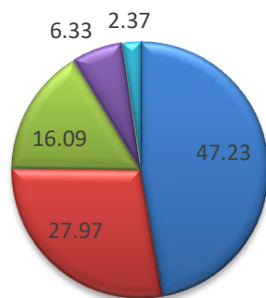
■ Excellent ■ Very Good ■ Good  
■ Satisfactory ■ Poor

### Study environment



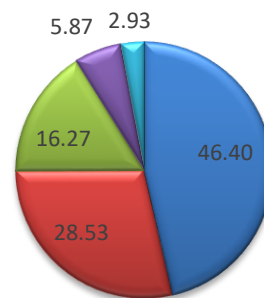
■ Excellent ■ Very Good ■ Good  
■ Satisfactory ■ Poor

### Cultural experiences



■ Excellent ■ Very Good ■ Good  
■ Satisfactory ■ Poor

### Overall Experience



■ Excellent ■ Very Good ■ Good  
■ Satisfactory ■ Poor

### Conclusions:

Feedback forms help to strengthen the bond between College and students. Feedback affects the future decisions of the College and thus plays a significant role in development of an institution. This year's feedback showed that students were mostly satisfied with the current facilities being offered to them but there are some areas like Hostel, Canteen, Mess, Medical room, Labs that still require improvement. The feedback was passed to concerned authorities to take necessary actions.



## ANNEXURE – II

### **Analysis of Feedback Collected from Teacher's**

#### **2. Teacher Feedback**

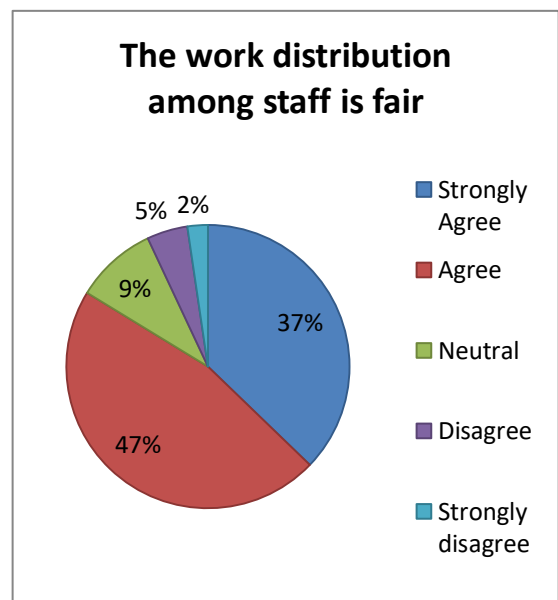
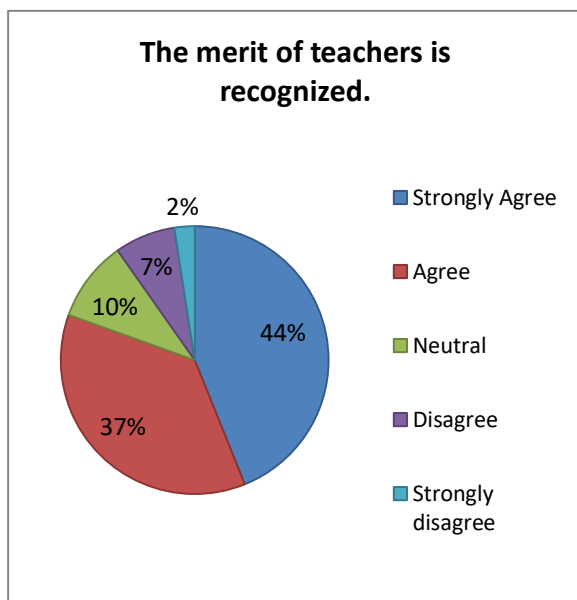
The aim of teacher's feedback is to examine the satisfaction, happiness of the teachers in this institution. The feedback from teachers was taken on various issues like their reorganization, infrastructure, outcomes of the curriculum, relationship with course content and corresponding reference material, availability of reference materials in terms with curriculum, evaluation methods and curriculum delivery methods, etc. Approximately 80% of the college teachers feel that their merit is recognized in the College. The system followed by the College for the implementation of curriculum was effective, as more than 90% of teachers were satisfied. More than 90% faculty is satisfied with the regular meetings held either by departmental level or college level for effective functioning of the College. 95% of teachers were satisfied by the availability of library books. All the faculty members were satisfied with college infrastructure. More than 90% teachers feel that the college environment is conducive to teaching and research. Moreover, they mostly feel that they have freedom to adopt new techniques/strategies for testing and assessment of students. 95% teachers feel that the administration staff fully cooperates with them.

<b>S No</b>	<b>Criteria</b>	<b>Teacher's Response in Percentage (%)</b>				
		<b>Strongly Agree</b>	<b>Agree</b>	<b>Neutral</b>	<b>Disagree</b>	<b>Strongly Disagree</b>
<b>1</b>	The merit of teachers is recognized.	43.90	36.59	9.76	7.32	2.44
<b>2</b>	The work distribution among staff is fair	37.21	46.51	9.30	4.65	2.33
<b>3</b>	The system followed by the College for the implementation of curriculum is effective.	53.49	39.53	6.98	0.00	0.00
<b>4</b>	Regular meetings of the teaching and non-teaching staff are held for the smooth and effective functioning of the College.	54.55	34.09	6.82	4.55	0.00
<b>5</b>	Course content is covered by corresponding reference material.	44.19	55.81	0.00	0.00	0.00
<b>6</b>	Sufficient number of prescribed books are	40.91	45.45	9.09	4.55	0.00

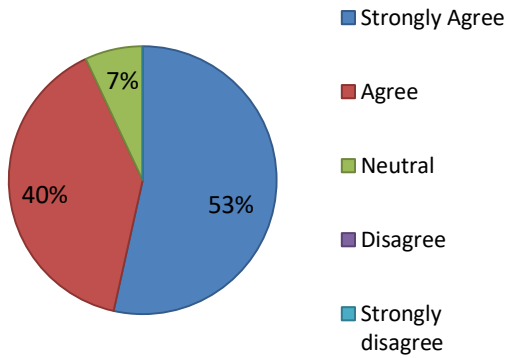
	available in the Library.					
<b>7</b>	Infrastructural facilities like Canteen, Sitting area, Research lab, Wi-Fi etc. are available.	46.34	48.78	4.88	0.00	0.00
<b>8</b>	Sufficient time is available to conduct examination for coverage of all units in the syllabus.	50.00	45.24	4.76	0.00	0.00
<b>9</b>	I have the freedom to adopt/adapt new techniques/strategies of testing and assessment of student.	53.49	37.21	6.98	2.33	0.00
<b>10</b>	The environment in the college is conducive to teaching and research.	44.19	41.86	9.30	4.65	0.00
<b>11</b>	The administration is teacher friendly.	51.16	34.88	9.30	4.65	0.00

**Remarks: -**

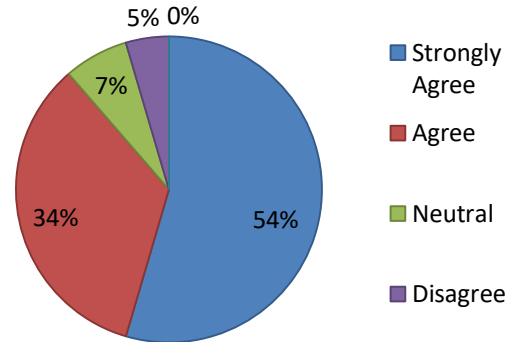
These observations have been made by analyzing all the feedback forms received from teachers in the session 2022-23.



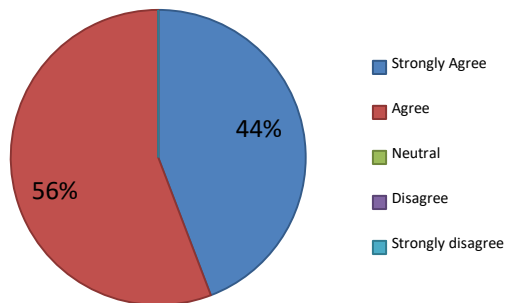
**The system followed by the College for the implementation of curriculum is effective.**



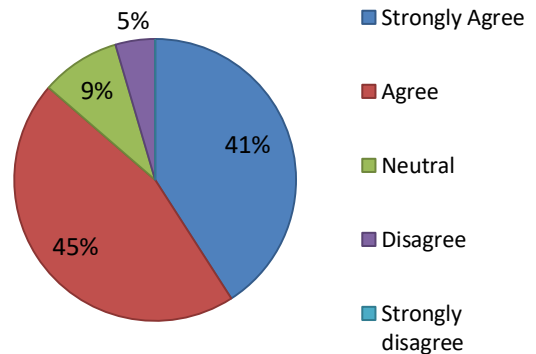
**Regular meetings of the teaching and non-teaching staff are held for the smooth and effective functioning of the College.**



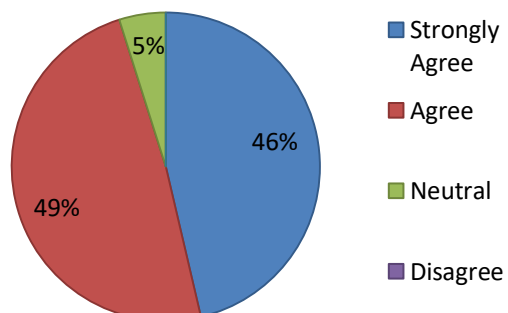
**Course content is covered by corresponding reference material.**



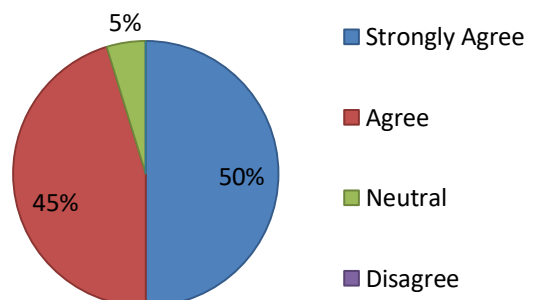
**Sufficient number of prescribed books are available in the Library.**

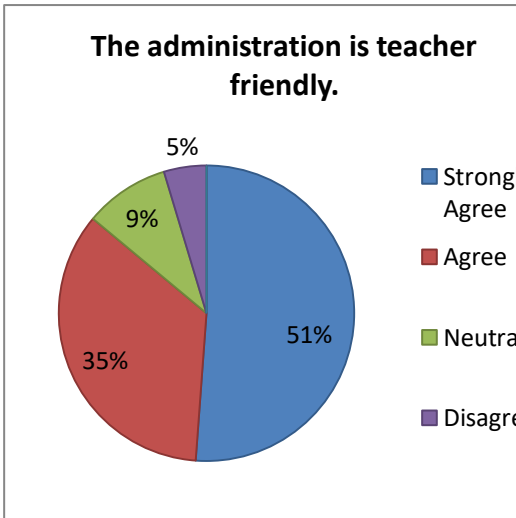
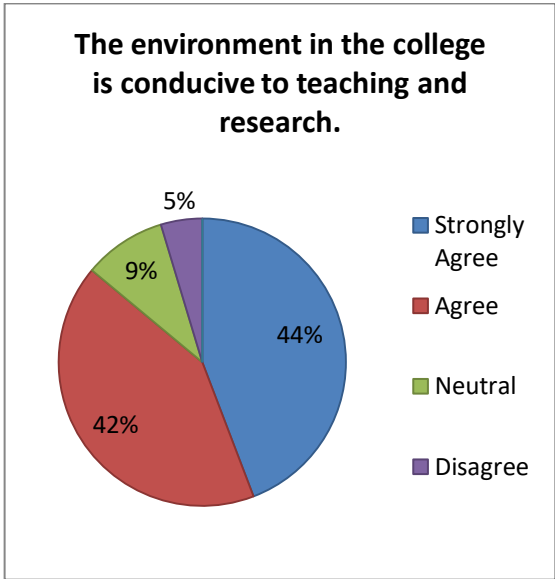
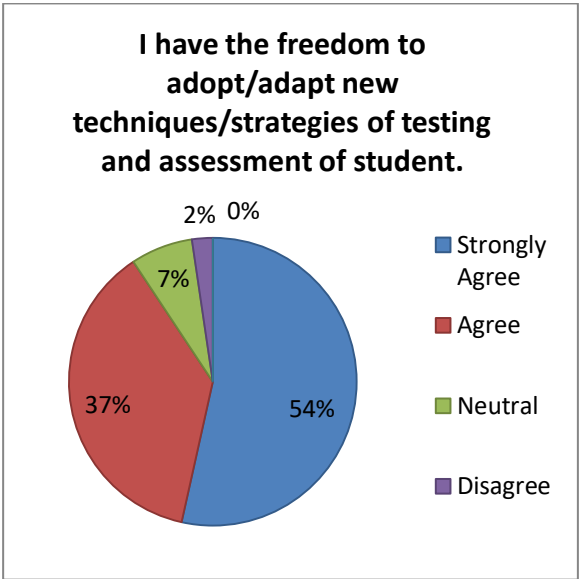


**Infrastructural facilities like Canteen, Sitting area, Research lab, Wi-Fi etc. are available.**



**Sufficient time is available to conduct examination for coverage of all units in the syllabus.**





**Conclusion:-**

All the teachers were satisfied with the infrastructure facilities provided by the college.

## **ANNEXURE – III**

### **Analysis of Feedback Collected from Employer's**

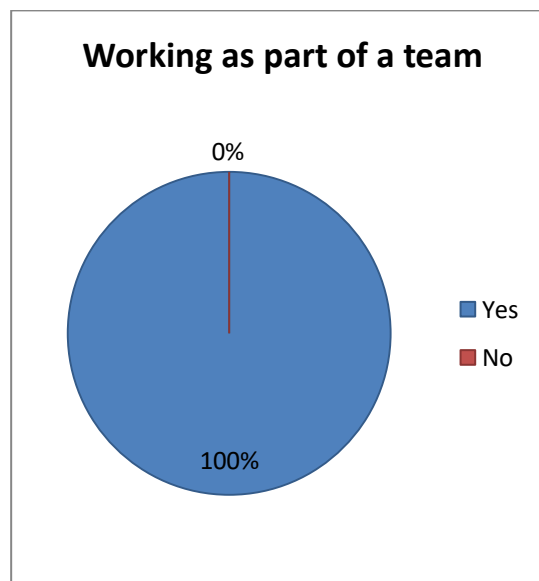
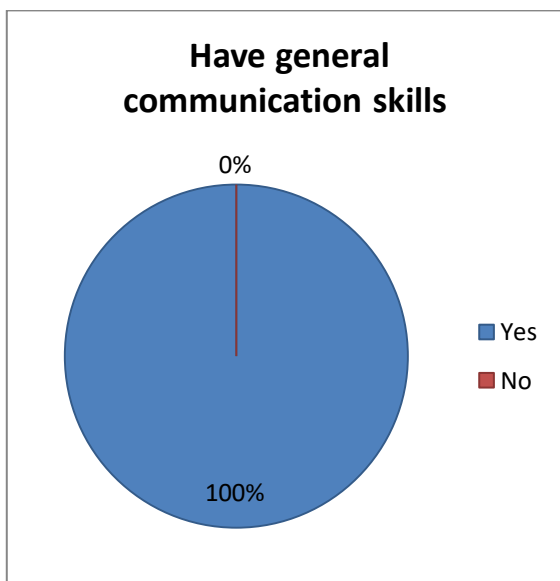
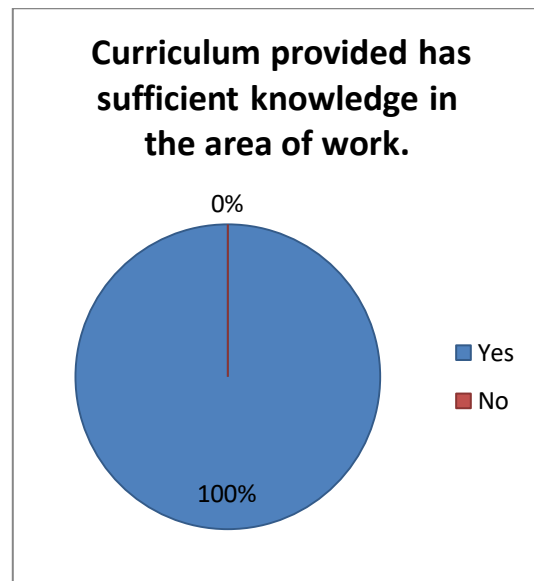
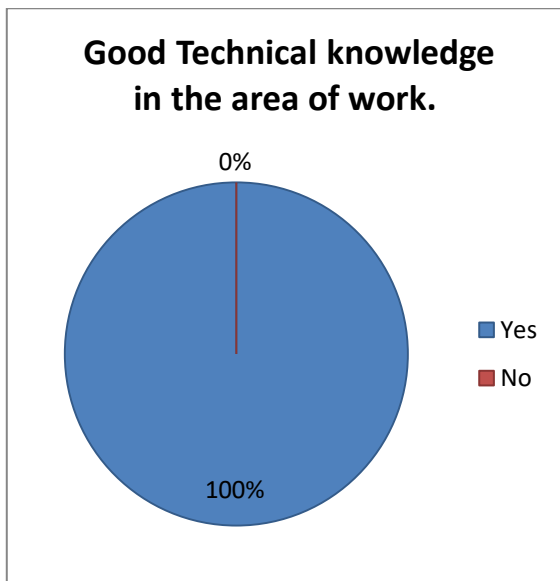
To assess the Holistic Development and the skill traits developed in our College students during their stay in college i.e. Graduation or Post Graduation period, we have initiated the procedure of collecting feedback from their employers. All the employers are satisfied with the technical competency, communication skills, creativity, innovativeness of passed out graduates. They are equipped with both hard and soft skills that are required in workplace. All of them feel that the curriculum provided to them during their studies matched up the requirements of the outside world. According to employers, our College graduates maintain the cordial relations with other employees. They possess the sense of responsibility and they can work as a team. They possess the qualities of creativity, leadership, self- motivation. They are open to new ideas and are responsible employees.

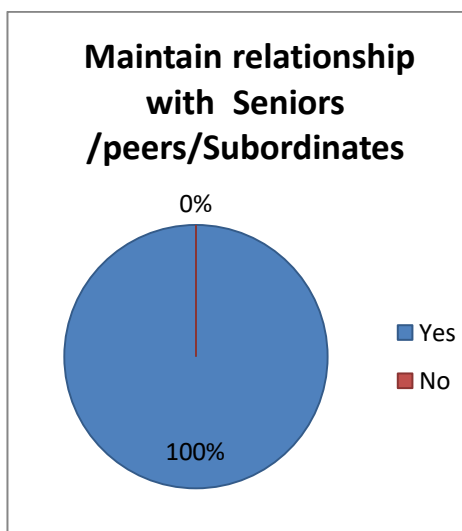
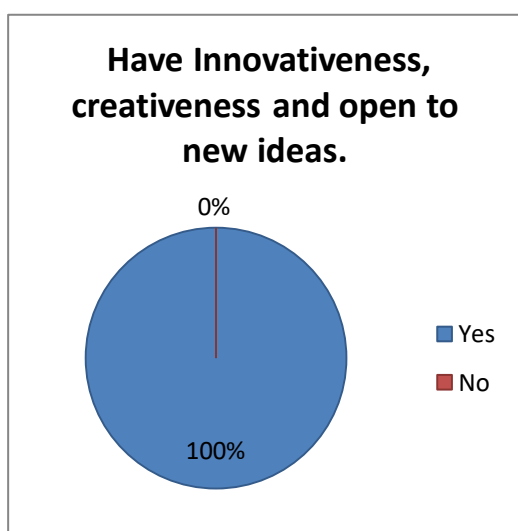
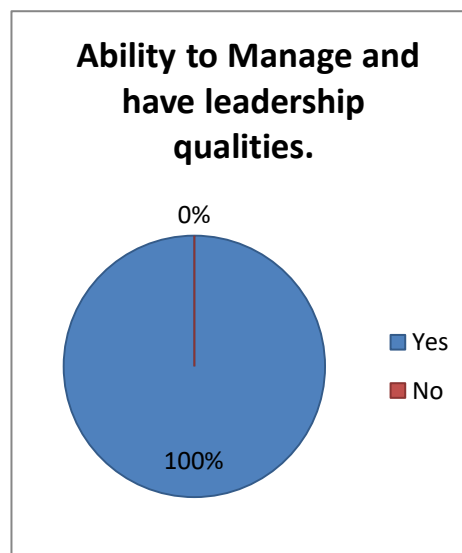
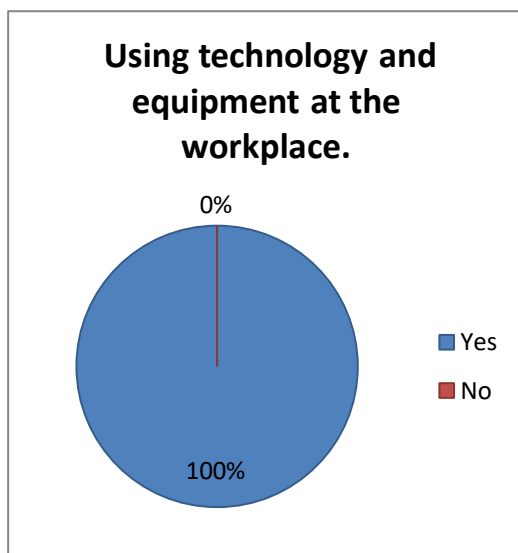
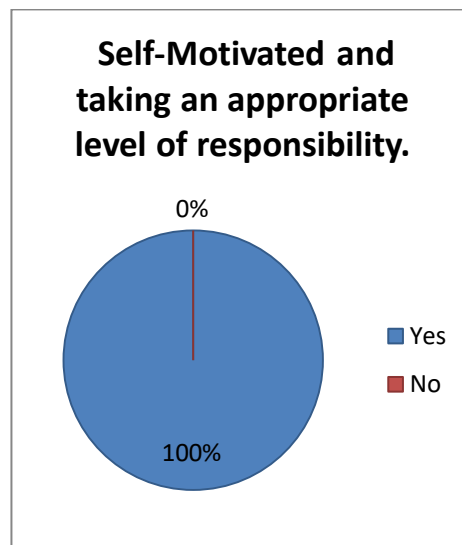
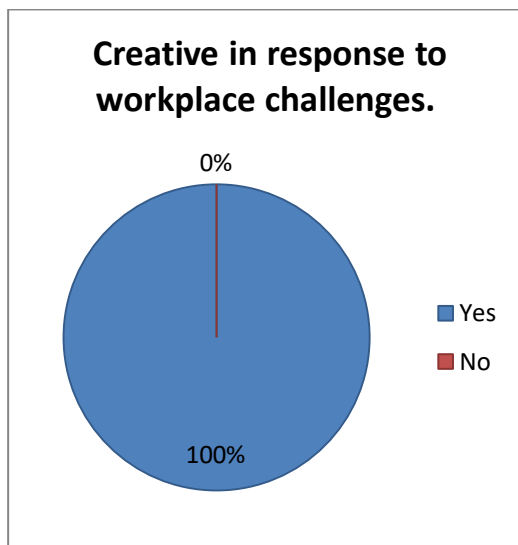
We appreciate and are grateful to the Employer's who spare their valuable time to fill up this feedback form. It really helps and motivates the institute to perform better and enhance the capabilities of the students.

<b>S No</b>	<b>Are you satisfied with the student's work performance in area</b>	<b>Employer's Responses in Percentage</b>	
		<b>Yes</b>	<b>No</b>
1	Good Technical knowledge in the area of work.	100	0
2	Curriculum provided has sufficient knowledge in the area of work	100	0
3	Have general communication skills.	100	0
4	Working as part of a team.	100	0
5	Creative in response to workplace challenges.	100	0
6	Self-Motivated and taking an appropriate level of responsibility	100	0
7	Using technology and equipment at the workplace.	100	0
8	Ability to Manage and have leadership qualities.	100	0

9	Have Innovativeness, creativeness and open to new ideas.	100	0
10	Maintain relationship with seniors/peers/subordinates	100	0

**Remarks :-** All forms which were received from employer's are used for analysis purpose.





## Conclusions

All the employers are satisfied by the curriculum, the expertise and proficiency of our graduates. The feedback testifies that our passed out graduates are instilled with creativity, innovativeness, self-motivation and are responsible team members.

## ANNEXURE – IV

### **Analysis of Feedback Collected from Alumni's**

Alumni are an integral part of any Organization. They are emotionally and spiritually attached to the organization. So, to recognize their contribution Alumni Meet is conducted every year and their feedback and suggestions are collected on a specific Performa. Feedback obtained from them is analyzed and their valuable suggestions are forwarded to concerned authorities for necessary action.

This year's Alumni Feedback analysis showed that the majority of the alumni were happy to be a part of this College. They were willing to contribute their valuable time, experience for the welfare of students which leads to the enhanced future of the College.

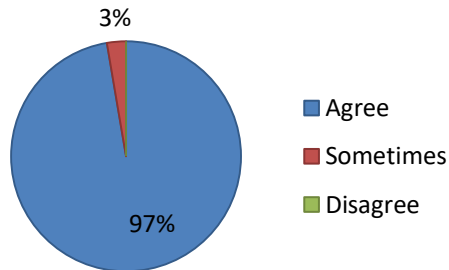
S No	Criteria	Values in Percentage (%)		
		Agree	Sometimes	Disagree
1	Do you feel proud to be associated with SGGC College as an Alumni?	97.33	2.67	0.00
2	College is having adequate infrastructure with respect to academics and extra - Curricular activities	96.00	1.33	2.67
3	College is having adequate laboratories and equipment for practical experiences	94.44	4.17	1.39
4	Teachers were effective in solving your problem	91.78	8.22	0.00
5	College organizes various kind of activities for overall development of students.	87.67	12.33	0.00
6	Institute handles student's grievance properly	90.41	9.59	0.00
7	You obtained sufficient knowledge (both in theory and practical) at SGGC	95.89	4.11	0.00
8	Training and placement cell provided ample on/off campus placement opportunities.	77.91	12.79	9.30
9	College Provides good hospitality as Alumni after passing out	90.54	9.46	0.00
10	You would recommend the College to your near and dear ones for academics and overall excellence.	93.24	6.76	0.00

**Remarks: -**

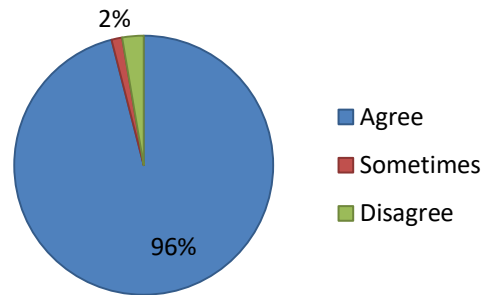
These observations have been made by analyzing all the feedback forms received from Alumni's in the session 2022-23.



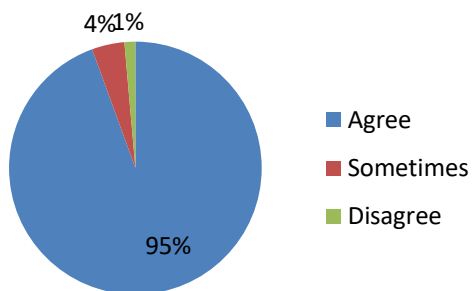
**Do you feel proud to be associated with SGGs as an Alumni**



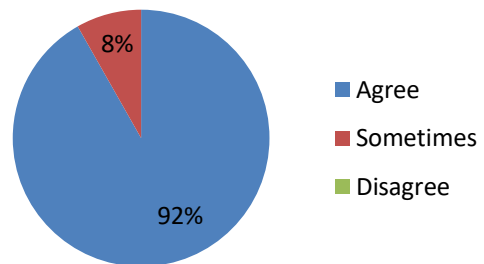
**College is having adequate infrastructure with respect to academics and extra -Curricular activities**



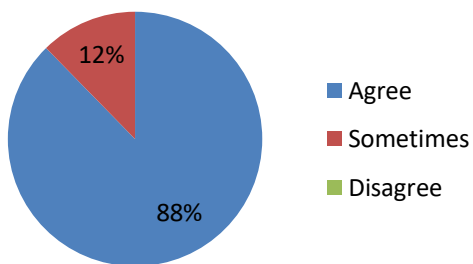
**College is having adequate laboratories and equipment for practical experiences**



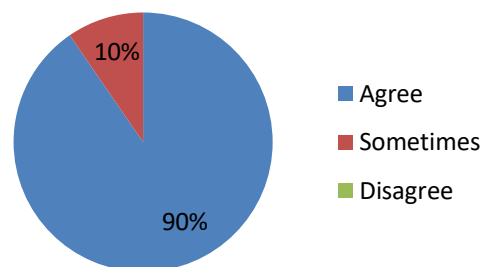
**Teachers were effective in solving your problem**

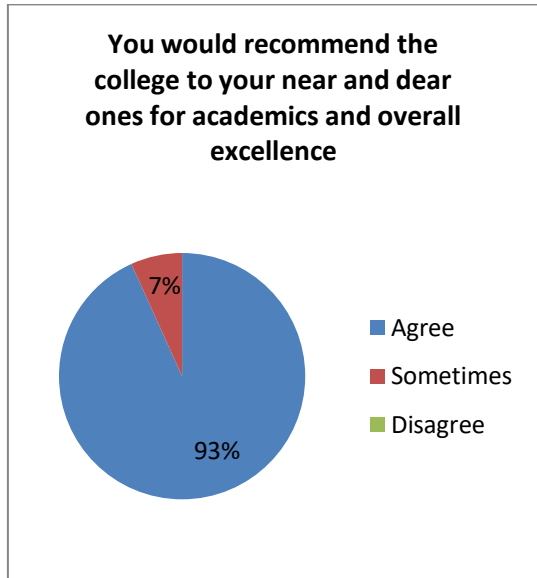
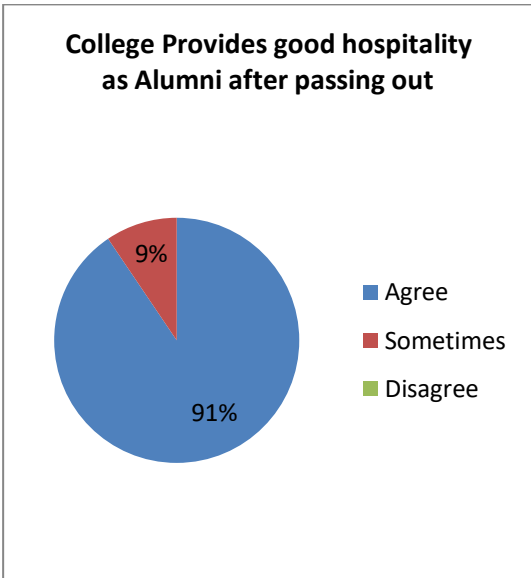
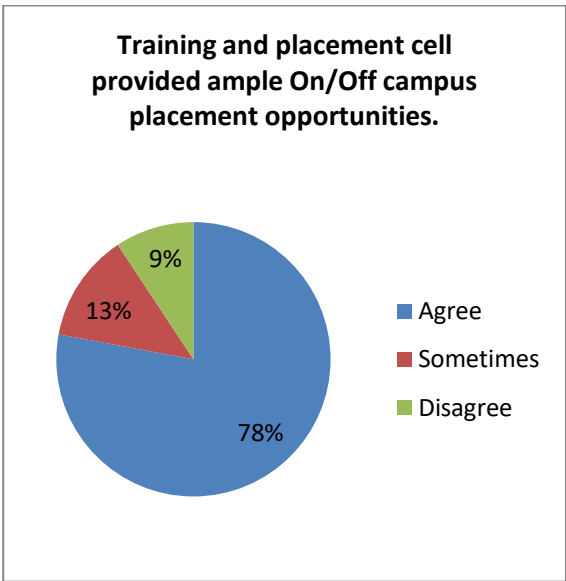
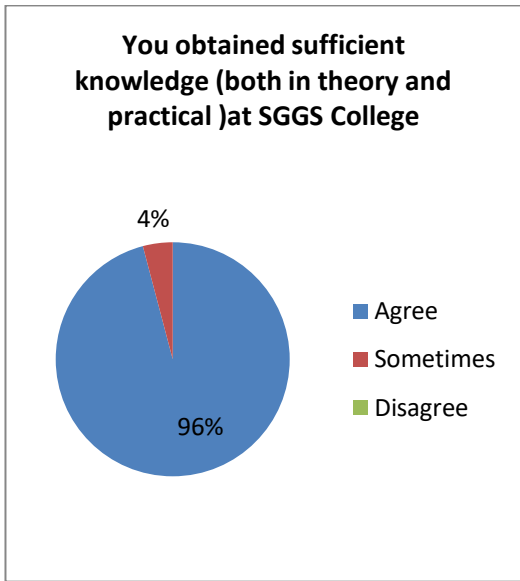


**College organizes various kind of activities for overall development of students.**



**Institutes handles student's grievance properly**





**Remarks: -**

These observations have been made by analyzing all the feedback forms for the year 2022-23.

**Conclusion: -**

Alumni’s feedback analysis showed that they were proud of their association with the College. Most of the alumni are satisfied by the Grievance Cell. Training and Placement Cell needs significant improvement. Alumni were willing to give their services on a common platform with faculty. Some of the alumni wanted up-gradation in the College library. Overall, they were satisfied with the institute and were ready to recommend this College to others for overall excellence.

## **ANNEXURE – V**

### **Analysis of Feedback Collected from Parent's**

The feedback from the parents was collected to understand the student's education and activities in and around the college. Parents have entrusted the future of their children into our hands and thus they play a very important role in the development and enhancement of the quality of this learning experience. Feedback from parents allows the institute to evaluate its service provision and thus cater to providing excellent service towards the students.

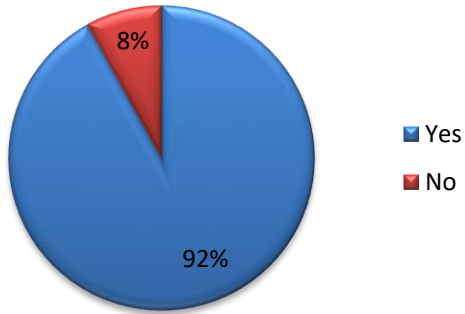
Parents were satisfied with the good infrastructure of the college and have found it to be safe and secure for their children. Parents also found that the children have an overall good learning experience in the college as a result of the good knowledgeable faculties teaching the children thereby also ensuring the all-round growth of the student's personalities. Parents were satisfied with the counselors and the mentors provided by the college from time to time.

S. No	Questions	Parents Responses in Percentage (%)	
		Yes	No
1	Do you find this College better than others for your ward?	92.00	8.00
2	Do you feel facilities in the College are adequate?	96.00	4.00
3	Do you feel that your ward is physically secured in the College campus?	100.00	0.00
4	Are you satisfied with hostel facilities?	88.89	11.11
5	Are you satisfied with cooperation from the administrative staff?	95.83	4.17
6	Can you make direct communication with teaching staff?	100.00	0.00
7	Do you find up-gradation of hard and soft skills?	84.78	15.22
8	Is your ward given enough exposure as far as career Orientation is concerned?	89.58	10.42

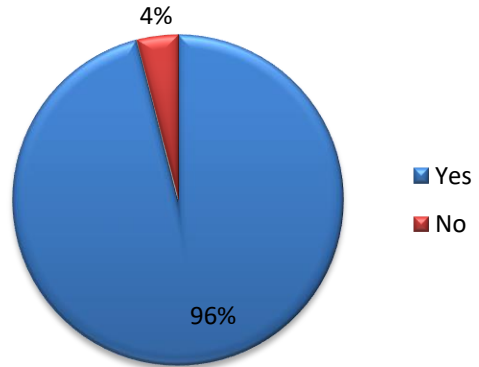
**Remarks: -**

These observations have been made by analyzing all the feedback forms received from parents in the session 2022-23.

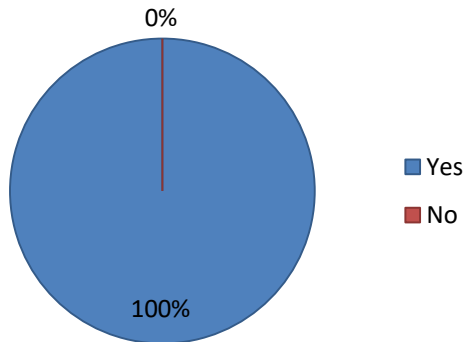
**Do you find this college better than others for your ward?**



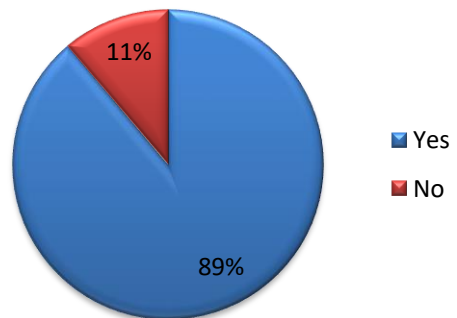
**Do you feel facilities in the college are adequate?**



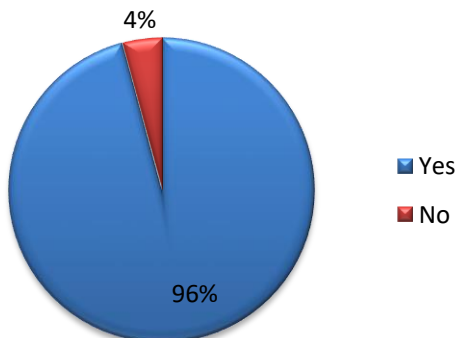
**Do you feel that your ward is physically secured in the college campus?**



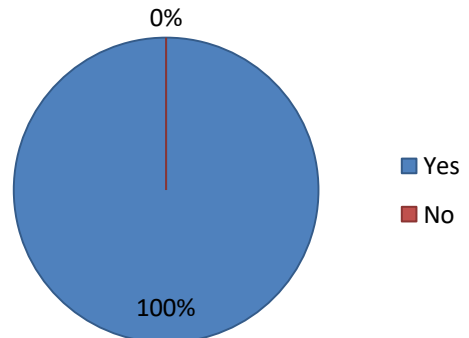
**Are you satisfied about hostel facilities?**



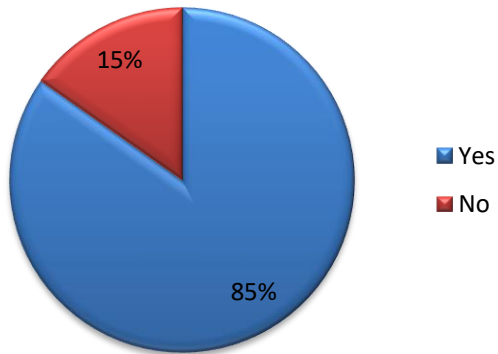
**Are you satisfied with cooperation from the administrative staff?**



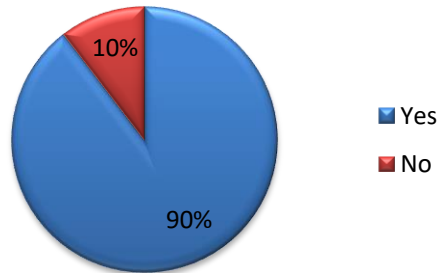
**Can you make direct communication with teaching staff?**



**Do you find up-gradation of hard and soft skills?**



**Is your ward given enough exposure as far as career orientation is concerned?**



**Conclusion:-**

Parents feel that there is need of more courses in college for up gradation of hard and soft skills. Career oriented programmes should be conducted in colleges for better placement. Overall, Parents were satisfied with the institute and were ready to recommend this College to others for overall excellence.

## **Suggestions received from various stake holders (2022-23)**

### **Student's Feedback: Courses, Syllabi and Teachers**

1. Teachers are good and supportive. Enjoy studying under their mentorship.
2. Encouragement for Research Work should be there.
3. Teachers are helpful.
4. Additional courses should be taught.
5. Syllabus should be covered in time.
6. Frequent Educational tours should be there.
7. Good Teaching by the experienced teachers using different teaching techniques and Methods.
8. Feel work stress in college

### **Student's Feedback: Infrastructure, Administration and Collaboration**

1. Poor Sanitation for girls
2. Labs should be little more equipped.
3. Washrooms must be considered for repair and maintenance.
4. Girls Hostel can have better rules and hygienic environment.
5. The webpage of official website of the college can be improved.
6. Computers are not working properly in the computer's lab.
7. Drinking water facilities should be improved.
8. Please ensure the supply of drinking water in the water cooler of Economics Department.
9. More focus on sanitation and cleanliness should be done.
10. More focus should be given on sanitation in the department and students Washrooms.
11. Infrastructure needs to be improved in labs.
12. Study room is required.
13. There is a need of medical room in the college which should be open during College hours.
14. Girls common room requires more sanitary napkins/pads.
15. Fresher and farewell parties must be organized by the Department.
16. Improvement of sanitation is needed and change blackboard to whiteboard.
17. Functions organized in colleges should be informed to students beforehand.

### **Teacher's Feedback:**

1. Some enhancements in the infrastructure like classroom, whiteboards and benches would contribute to further elevating our college.
2. All is well. It will be better in future also.
3. Everything is up to mark.
4. Everything is good.

### **Employers Feedback:**

1. All are good.
2. Supervise various activities that are necessary to increase the quality of Education.

### **Alumni Feedback:**

3. Everything is perfect
4. Everything is already very good.
5. Everything is there. Already providing every facility.
6. Overall, a very good experience in college. A little improvement in labs is required. More equipment's should be brought. But I must say with all the facilities available our zoology dept has done best with it
7. Infrastructure should be improved and grievance management must be there.
8. Should focus on overall personality development of student and provide more opportunities for students.
9. Campus placement opportunities should be provided.
10. Education facility is excellent, need to improve infrastructure. Washroom should need to be maintained.
11. In our department the teachers are very helpful and cooperative. There are best departments in the college just need to update more laboratory equipment's.

### **Parents Feedback:**

1. Satisfied with the Staff Communication & focus on future of student. Feels so comfortable. Thank you.
2. All teachers & supported staff are good and best give their best to us.
3. Teachers of this college are very hardworking, cooperative and educative in all aspects of education as well as social aspects.
4. Demo classes should also be given on first time of college coming.
5. Everything is perfect here.
6. There should be regular PTM From time to time so as to get proper feedback for the students.